




The Parents' Guide to Google Classroom

Spanish

Arabic

What is Google Classroom?



Think of Google Classroom (GC) as your child's digital link to learning.

Teachers use GC to share assignments, homework, newsletters, and much more with students AND parents!

Getting Started



Your child was provided with a secure login and password that is unique to them.

Check with his/her teacher to obtain this private information OR ask them to add you as a parent via email!



Getting Started



1

Click on the
[Google Chrome](#)
browser icon.

Getting Started



2 Type www.google.com into your web address bar.

Getting Started



3


Click on **SIGN IN** in the upper right hand corner of the browser window.

Getting Started



Google

Hi Tanya

 bratton@opsb.info

Enter your password

[Forgot password?](#)

[NEXT](#)

Click on Next

4

Type in your child's **Google Email address**
(name.surname@sta.islington.sch.uk)
& click "**next.**"

Getting Started



Google

Hi Tanya
bratton@opsb.info

Enter your password

Forgot password?

NEXT

Click on Next

A screenshot of a Google login page. At the top is the Google logo. Below it, the user is greeted with "Hi Tanya" and their email "bratton@opsb.info". There is a password input field with the placeholder text "Enter your password". Below the password field is a link for "Forgot password?". To the right of the password field is a blue button labeled "NEXT". A red arrow points from a red box containing the text "Click on Next" to the "NEXT" button.

5

Type in your
PASSWORD
& click "next."



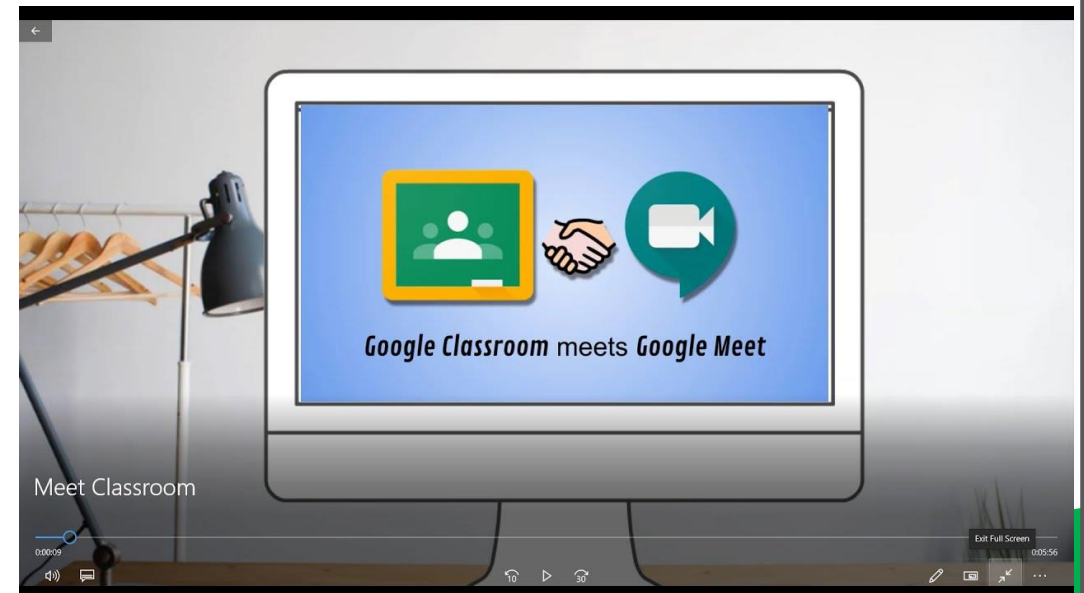
Please ask your child to log onto GC with his STA log in and show you all his classes.

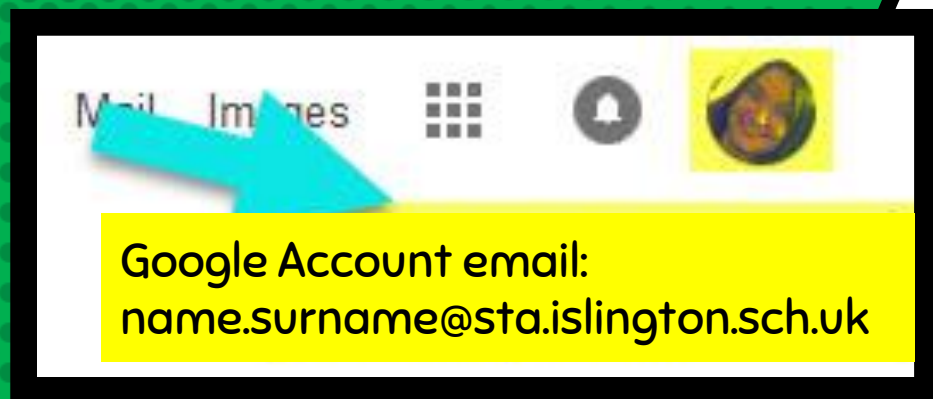
CLICK ON THE PICTURE



Click on the picture for explanatory video

Access Live Lesson

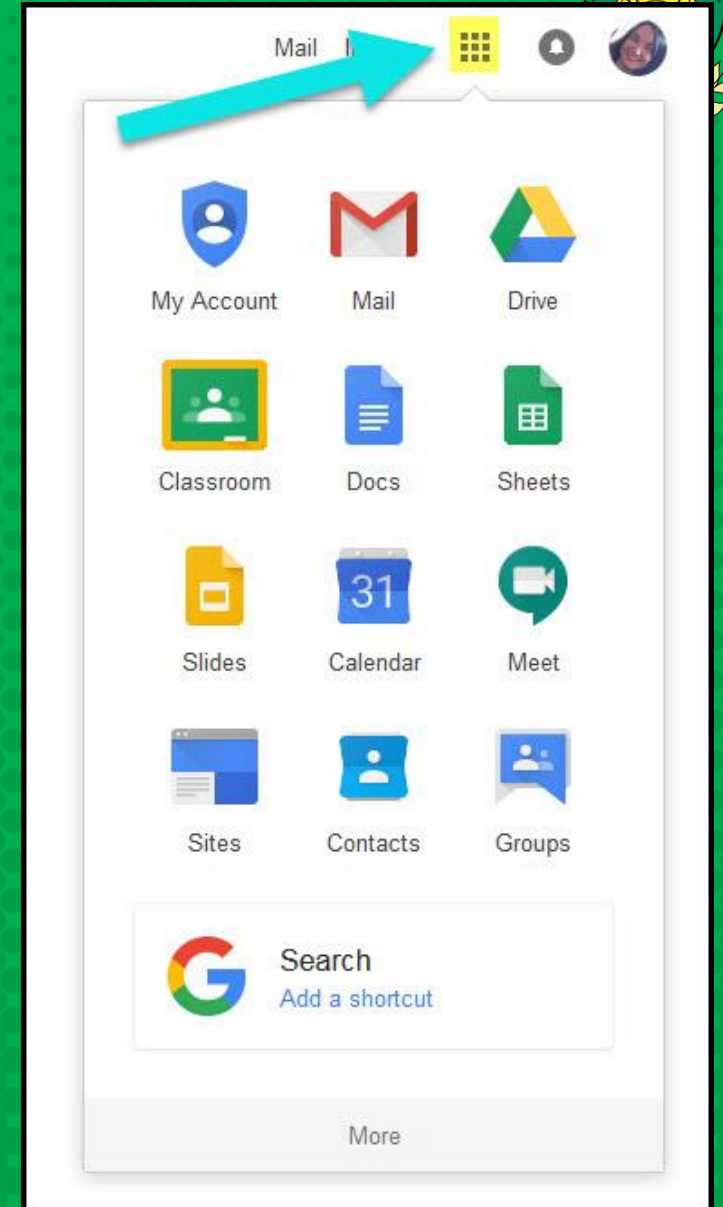




NOW YOU'LL SEE
that you are signed in to
your Google Apps for
Education account!

GOOGLE SUITE

Click on the 9 squares
(Waffle/Rubik's Cube) icon in the
top right hand corner to see
the Google Suite of Products!





GOOGLE ICONS TO RECOGNIZE:



CHROME



DOCS



DRIVE



SLIDES



SHEETS



FORMS



CALENDAR



GMAIL



PHOTOS



MAPS



KEEP



CLASSROOM



MEET



HANGOUTS



SITES



CONTACTS



CLOUD



CLOUD SEARCH



YOUTUBE




NEWS



VAULT



MY ACCOUNT

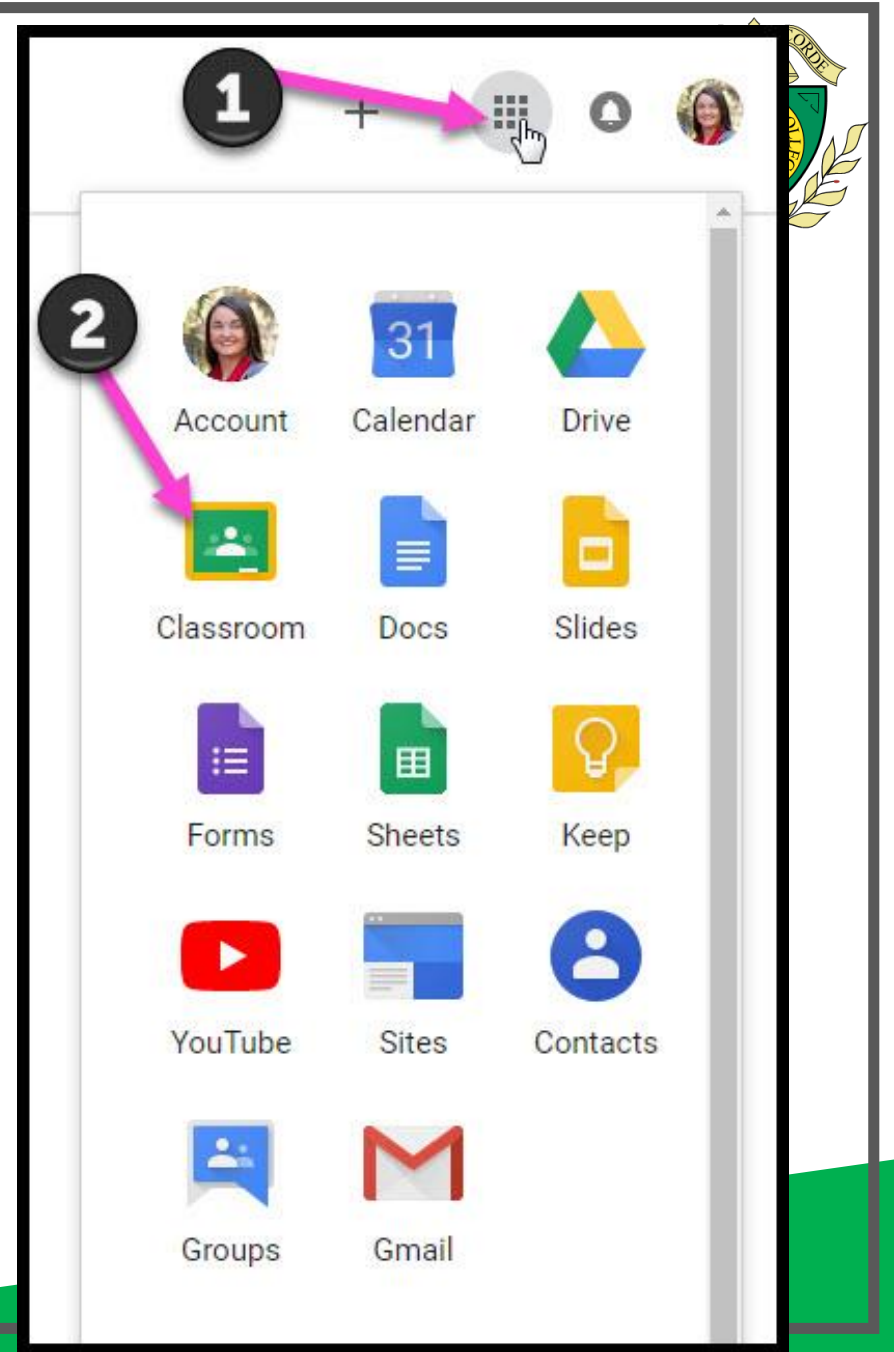


GROUPS

Navigating Classroom

1

Click on the waffle button and then the Google Classroom icon.

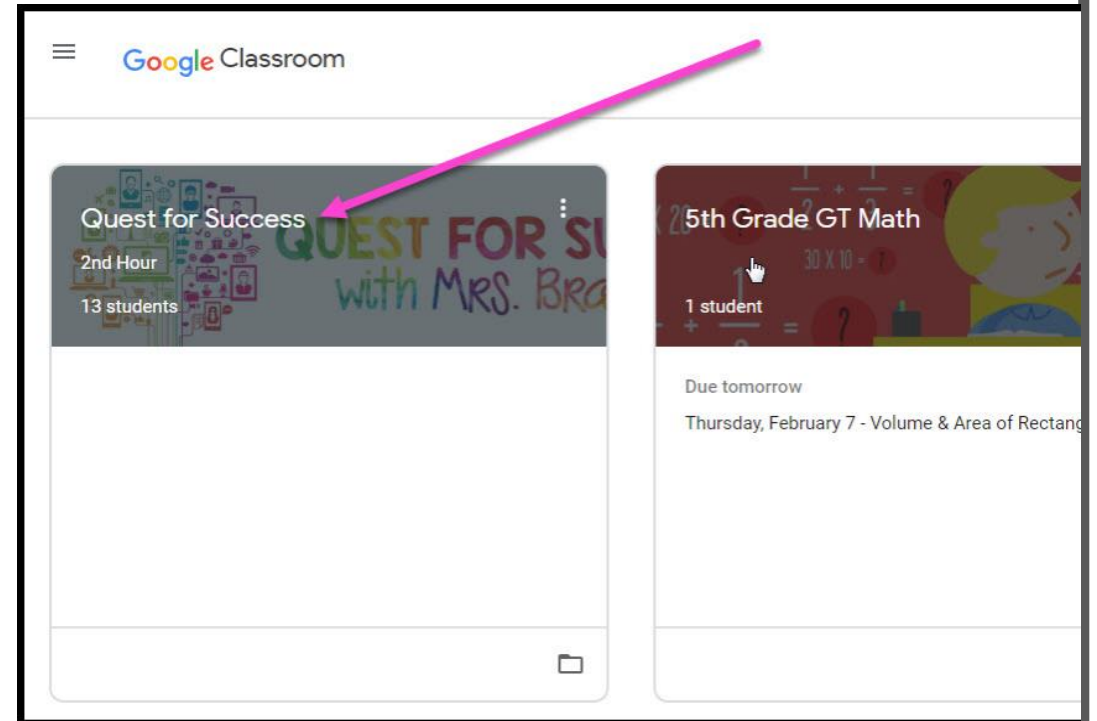


Navigating Classroom



2

Click on the class you wish to view.



Navigating Classroom





= High Interest for Parents



3

Page tools
(Left side)

The screenshot shows the Classroom app interface for a class named '3rd hour Science'. The top navigation bar includes a menu icon (1), the class name (2), and tabs for Stream (3), Classwork (4), and People (5). On the right of the top bar are a waffle button (6) and a profile icon (7). The main content area features a header image with tools, an 'Upcoming' section (8) showing a message about no work due soon, and a section for class updates (9) with a toggle to see when new assignments are posted. A share box is also visible.

- 1 Menu of Classes
- 2 Current Class
- 3 Announcements Page
- 4 Assignments 
- 5 Teacher(s) & Classmates
- 6 Waffle Button (App Directory)
- 7 Your account
- 8 Upcoming Assignments 
- 9 Updates from your teacher

Navigating Classroom

4

Assignment
details

The screenshot shows the Classroom interface with the following elements and callouts:

- 1** Classwork Tab
- 2** View your work
- 3** Google Calendar
- 4** Class Drive folder
- 5** All topics
- 6** Benchmark Tests
- 7** For the Week of September 2 - 6
- 8** Due Today
- 9** Assigned
- 10** Attached files/links
- 11** View Assignment


The interface also displays a sidebar with 'All topics', 'Benchmark Tests', 'Daily Lesson Files', 'Assessments', 'Back to School', and 'Resources'. The main content area shows 'Benchmark Tests' with a 'STAR Math Benchmark Test - BOY' due Sep 3, and 'Daily Lesson Files' with a 'For the Week of September 2 - 6' assignment. The assignment details include a list of daily topics and four attached PDF files: 'Day 1 - Multistep Equatio...', 'Day 2 - Variables on Both...', 'Day 3 - Infinite & No Solu...', and 'Day 4 - Algebraic Propor...'.

- | | | |
|-------------------|-----------------------|-----------------------------|
| 1 Classwork Tab | 5 Topics available | 9 Assignment Status |
| 2 See your Grades | 6 Topic Headings | 10 Attached files/links |
| 3 See Due Dates | 7 Assignment Title | 11 Click to view assignment |
| 4 View your files | 8 Assignment Due Date | |

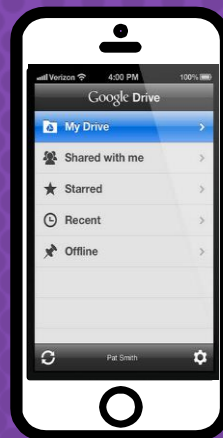


ACCESS

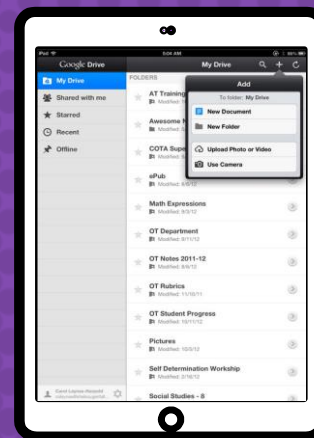
ANYWHERE



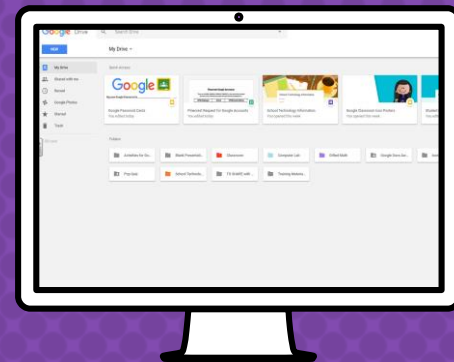
ANDROID



IPHONE



TABLET



DESKTOP



GOOGLE APPS

allow you to edit Google
assignments from
any device that is connected
to the internet!



Download on the
App Store



GET IT ON
Google Play

QUESTIONS?



Email us at:
enquiries@sta.islington.sch.uk